

Options

Extension Cables

Refer to our website for product details.

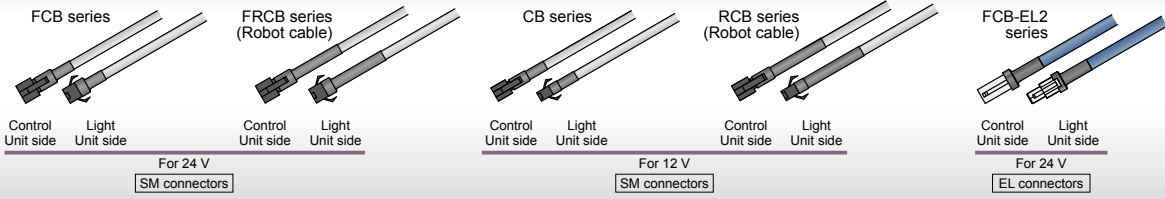
CCS cables

Search



You can also use your smartphone or cell phone.

Use a search engine.



Straight cables

This extension cable connects an LED Light and Control Unit.


For 24 V/HLV series

Model name	Cable length	Notes
FCB-1	1 m	Used for 24 V input LED Lights or the HLV2 series Spot Lights, and 24 V output Control Units.
FCB-2	2 m	
FCB-3	3 m	
FCB-4	4 m	
FCB-5	5 m	

For 12 V

Model name	Cable length	Notes
CB-1	1 m	Used for 12 V input LED Lights and 12 V output Control Units.
CB-2	2 m	
CB-3	3 m	
CB-4	4 m	
CB-5	5 m	

• Dimensions (mm)



2-branch cables * Spot Light HLV2 series cannot be used.

This 2-branch cable connects two LED Lights and a Control Unit.

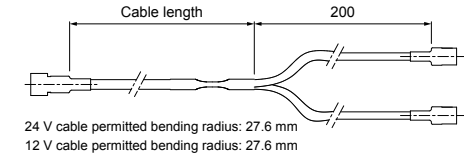
For 24 V

Model name	Cable length	Notes
FCB-W-1	1 m	Used for 24 V input LED Lights and 24 V output Control Units.
FCB-W-2	2 m	
FCB-W-3	3 m	
FCB-W-4	4 m	
FCB-W-5	5 m	

For 12 V

Model name	Cable length	Notes
CB-W-1	1 m	Used for 12 V input LED Lights and 12 V output Control Units.
CB-W-2	2 m	
CB-W-3	3 m	
CB-W-4	4 m	
CB-W-5	5 m	

• Dimensions (mm)



4-branch cables * Spot Light HLV2 series cannot be used.

This 4-branch cable connects four LED Lights and a Control Unit.

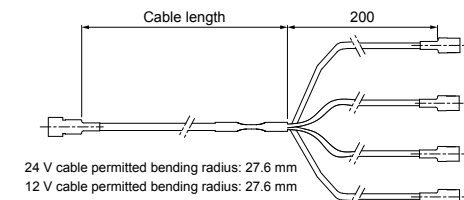
For 24 V

Model name	Cable length	Notes
FCB-F-1	1 m	Used for 24 V input LED Lights and 24 V output Control Units.
FCB-F-2	2 m	
FCB-F-3	3 m	
FCB-F-4	4 m	
FCB-F-5	5 m	

For 12 V

Model name	Cable length	Notes
CB-F-1	1 m	Used for 12 V input LED Lights and 12 V output Control Units.
CB-F-2	2 m	
CB-F-3	3 m	
CB-F-4	4 m	
CB-F-5	5 m	

• Dimensions (mm)



* Total power consumption of the connected Light Units must not exceed the output of the Control Unit. CCS recommends using a multi-channel Control Unit if you wish to set intensity separately for each Light Unit.

Robot cables

These robot cables have excellent flexibility and durability.


For 24 V/HLV series

Model name	Cable length	Notes
FRCB-1	1 m	Used for 24 V input LED Lights or the HLV2 series Spot Lights, and 24 V output Control Units.
FRCB-2	2 m	
FRCB-3	3 m	
FRCB-4	4 m	
FRCB-5	5 m	

For 12 V

Model name	Cable length	Notes
RCB-1	1 m	Used for 12 V input LED Lights and 12 V output Control Units.
RCB-2	2 m	
RCB-3	3 m	
RCB-4	4 m	
RCB-5	5 m	

• Dimensions (mm)



* If using robot cables, affix the cable section on the Light Unit side (including the connector section).



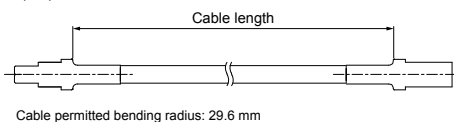
Straight cables

This extension cable connects an LED Light and Control Unit.

For 24 V

Model name	Cable length	Model name	Cable length	Notes
FCB-1-EL2	1 m	FCB-5-EL2	5 m	Use for LED Lights and Control Units that have an EL connector.
FCB-2-EL2	2 m	FCB-10-EL2	10 m	
FCB-3-EL2	3 m	FCB-15-EL2	15 m	

• Dimensions (mm)

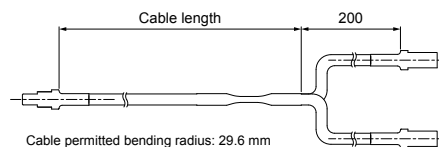


2-branch cables

This 2-branch cable connects two LED Lights and a Control Unit.

For 24 V

Model name	Cable length	Model name	Cable length	Notes
FCB-W-1-EL2	1 m	FCB-W-5-EL2	5 m	Use for LED Lights and Control Units that have an EL connector.
FCB-W-2-EL2	2 m	FCB-W-10-EL2	10 m	
FCB-W-3-EL2	3 m	FCB-W-15-EL2	15 m	



Caution The light intensity might be unstable if you join cables for a length over 5 m.