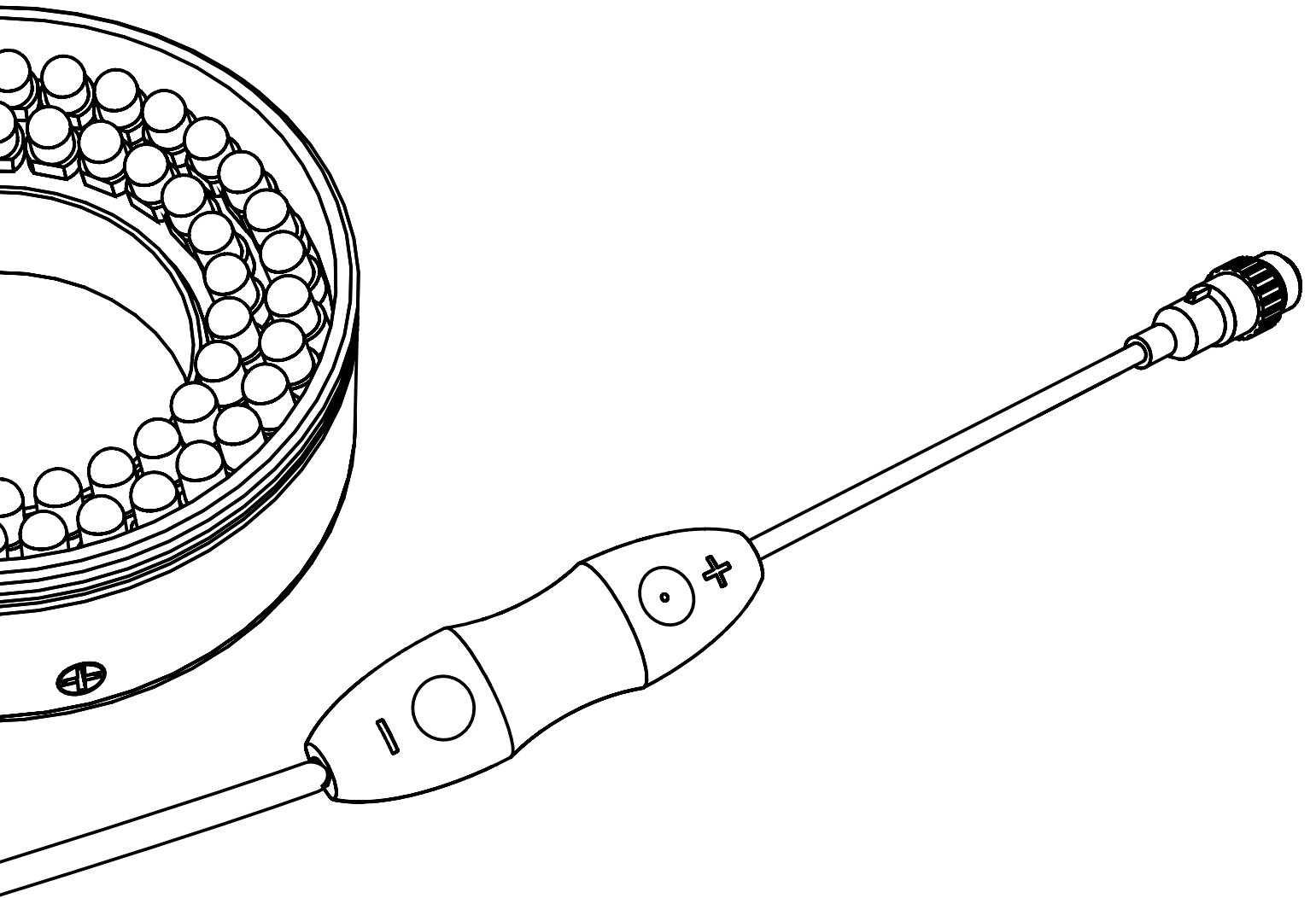


IU Series

LED lighting with Intensity Control Unit

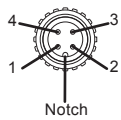
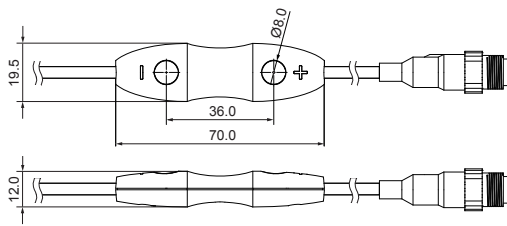


Features

With the IU Series, there is no need for an external controller to change light intensity and perform light ON/OFF control .

- The light intensity can be set to any of the 126 levels by adjusting the Intensity Control Unit.
- The IU Series has an M12 input connector, to which you can connect smart cameras and other devices to supply power.

Dimensions (mm) and specifications



Pin No.	Signal
1	24 VDC* ¹
2	NC
3	COMMON GND
4	ON/OFF input (+24 V)* ²

- *1 Voltage rating: 24 VDC, Voltage range: 21.6 to 24 VDC
 • The brightness of the Light Unit will be lower when the input voltage is less than 24 VDC.
 • Use a stable power source with an output voltage that does not fluctuate.
 *2 Voltage rating: 24 VDC, Voltage range: 20 to 26.4 VDC

Common Specifications

Lighting method	Continuous lighting
Drive method	Constant-voltage system
Intensity control method	PWM control
PWM frequency	125 kHz
Input voltage (rating)	24 VDC
Input voltage (range)	21.6 to 24 VDC
Input connector	M 12 (4pins, male)
Power consumption (typ.)	Refer to our web page and others
Cable length	670mm (including the Intensity Control Unit)

Line-up and Cables

Ring Lights

HPR2	HPR2-50RD-IU
	HPR2-50SW-IU
	HPR2-75RD-IU
	HPR2-75SW-IU
	HPR2-100RD-IU
	HPR2-100SW-IU
	HPR2-150RD-IU
	HPR2-150SW-IU
LDR2	LDR2-32RD2-IU
	LDR2-32SW2-IU
	LDR2-42RD2-IU
	LDR2-42SW2-IU
	LDR2-50RD2-IU
	LDR2-50SW2-IU
	LDR2-70RD2-IU
	LDR2-70SW2-IU
	LDR2-90RD2-IU
	LDR2-90SW2-IU
	LDR2-50RD2-WD-IU
	LDR2-70RD2-WD-IU
	LDR2-90RD2-WD-IU
	LFR
LFR-100SW2-IU	
LFR-130RD2-IU	
LFR-130SW2-IU	

LKR	LKR-70RD2-IU
	LKR-70SW2-IU
LDR-LA1	LDR-75RD2-LA1-IU
	LDR-75SW2-LA1-IU
	LDR-96RD2-LA1-IU
	LDR-96SW2-LA1-IU
	LDR-146RD2-LA1-IU
	LDR-146SW2-LA1-IU
	LDR-176RD2-LA1-IU
	LDR-176SW2-LA1-IU
	LDR-206RD2-LA1-IU
	LDR-206SW2-LA1-IU
LDR2-LA	LDR2-48RD2-LA-IU
	LDR2-48SW2-LA-IU
	LDR2-74RD2-LA-IU
	LDR2-74SW2-LA-IU
	LDR2-100RD2-LA-IU
	LDR2-100SW2-LA-IU
	LDR2-132RD2-LA-IU
	LDR2-132SW2-LA-IU

Dome Lights

HPD2	HPD2-75RD-IU
	HPD2-75SW-IU
	HPD2-100RD-IU
	HPD2-100SW-IU
	HPD2-150RD-IU
	HPD2-150SW-IU

COAXIAL Lights

LHV3	LHV3-CP-13RD-IU
	LHV3-CP-13SW-IU
	LHV3-CP-18RD-IU
	LHV3-CP-18SW-IU
	LHV3-34RD-IU
	LHV3-34SW-IU
	LHV3-35RD-IU
	LHV3-35SW-IU
	LHV3-40RD-IU
	LHV3-40SW-IU
	LHV3-50RD-IU
	LHV3-50SW-IU
	LHV3-70RD-IU
	LHV3-70SW-IU

Back Lights

LFL	LFL-612RD2-P-IU
	LFL-612SW2-P-IU
	LFL-1012RD2-IU
	LFL-1012SW2-IU
	LFL-1012RD2-P-IU
	LFL-1012SW2-P-IU
	LFL-3212RD2-IU
	LFL-3212SW2-IU
	LFL-4012RD2-IU
	LFL-4012SW2-IU
LFL	LFL-50RD2-IU
	LFL-50SW2-IU
	LFL-100RD2-IU
	LFL-100SW2-IU

Square Lights

FPQ2	FPQ2-32RD-IU
	FPQ2-32SW-IU
	FPQ2-48RD-IU
	FPQ2-48SW-IU

Extension Cable

Model name:FRCB-n-M12-4M-4F (n=1,2,3)

This robot cable is used to extend the Light Unit cable length.
Cable length:1m,2m,3m

Continuous Lighting Adapter

Model name:FRCB-0.5-M12-AL-4M4F

This Adapter is used to continuously turn ON the Light Unit. A robot cable is used.
(Pins 1 and 4 are internally connected.)

Cable length:0.5m

CCS Europe n.v.

Bergensesteenweg 423, Bus 13, 1600 Sint-Pieters-Leeuw, Belgium
 TEL : +32-(0)2-333-0080 / FAX : +32-(0)2-333-0081
 Email : info@ccseu.com

CCS America, Inc.

5 Burlington Woods Suite 204 Burlington, MA 01803 USA
 TEL : +1-781-272-6900 / FAX : +1-781-272-6902
 Email : info@ccsamerica.com