

Bar Lights HLDL2 series

Refer to our website for product details.

CCS HLDL2


Search



You can also use your smartphone or cell phone.

Use a search engine.

Provides direct light perfect for large workpieces



Applications

Light source for robotic picking, inspection for parts identification, inspection for missing parts, visual inspection for large workpieces, and measuring stamp dimensions for press products, etc.

Bar Lights that are perfect for large workpieces

By using lenses, we provide the narrow type, which allows for convergent illumination, and the wide type, which uses diffused illumination over a wide area.

Emitting surface length

From 150 mm to 1,200 mm Can be made in units of 150 mm

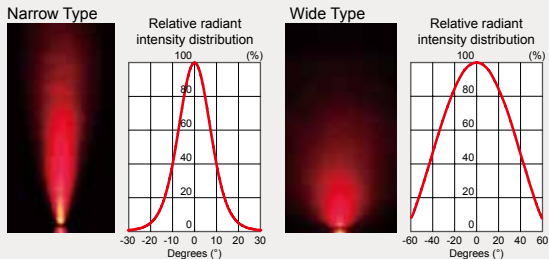
LED color

For emitted LED color, we have a lineup consisting of:

Red, White, and Infrared

We support a wide range, from visible light to infrared, depending on the contents of the inspection.


Selectable directional characteristics



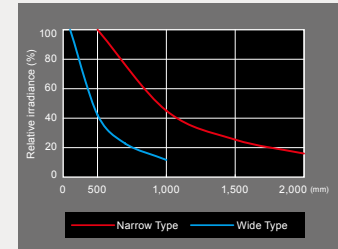
Allows for long-distance illumination for 2,000 mm

The narrow type, which allows for long-distance illumination, can illuminate even 2,000 mm away. We also provide the wide type, which uses diffused illumination over a wide area.

Image of the illumination of the HLDL2-450X45RD-DF-N (Narrow type)



Graph of relative irradiance by type (Red)



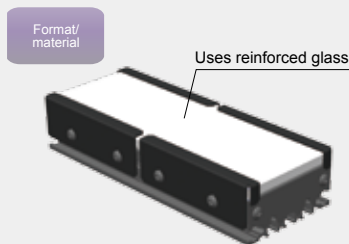
Narrow Type: HLDL2-450X45RD-DF-N
Wide Type: HLDL2-450X45RD-DF-W

Measurement conditions: Intensity 100%

Custom orders

Please contact your CCS sales representative.

E.g.: Improved protection of emitting surface



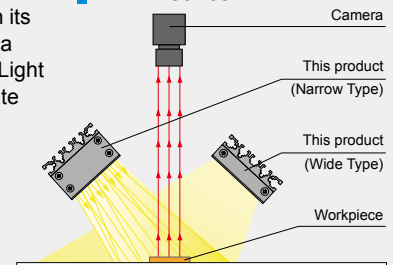
Customizable items

- External/internal diameter
- Wavelength/color
- Increase output
- Cable length
- Illuminating angle
- Format/material
- Connector format
- Installation/mounting

Example configuration

Supports various applications with its perfect size. It's a high output Bar Light that can illuminate even 2,000 mm away.

HLDL2 series



We have various materials.

- PDF Drawings
- DXF Drawings
- 3D CAD
- Instruction Guides
- Product Filers
- Imaging Samples
- Data Sheets
- Examples of Custom Ordered Products

Download here. <http://www.ccs-grp.com/dl/>

LDR2
LDR2-LA
LDR-LA1
SQR
SQR-TP

HLDR-IP

HPR2
HPR
LFR
LKR
FPR
FPQ2LDL2
LDLB
HLDL2TH
LFL
HPD2HPD
LDM2
LAV
PDMLFX2
LFV3
LFV2MSU
MFUUVV
UV
LNSP-UV-FN

IR2

HLV2
LVLSP
HFS/HFR
HLV2-NR
HLV2-3M-RGB-3WPFB2
PFBRLNSP
CU-LNSP
LNSP-FN
LN/LN-HKLNSD
LND2
HLNDLT
LVN/HLDN

LNIS

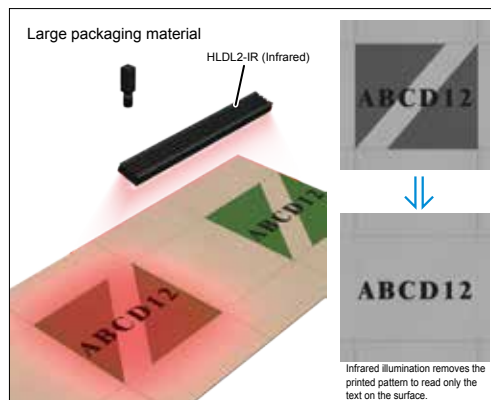
LNIS-FN
Telecentric Lens
Macro Lens

Applications

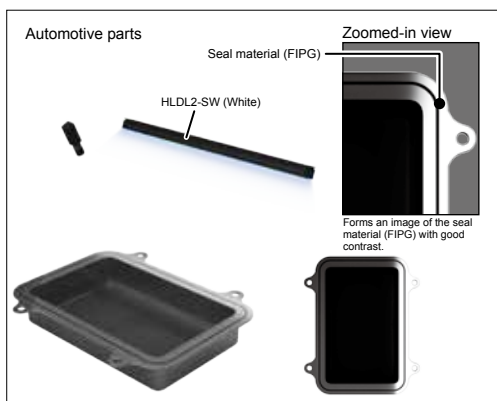
Picking work performed by robots




Reading text on cardboard



Inspection detecting the application of seal material (FIG)



Reading vehicle model numbers



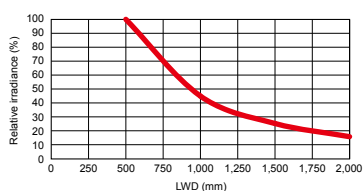
Data: Relative irradiance graph/Uniformity graph (Representative example)

* The graph included is for reference only and does not guarantee the quality of this product.

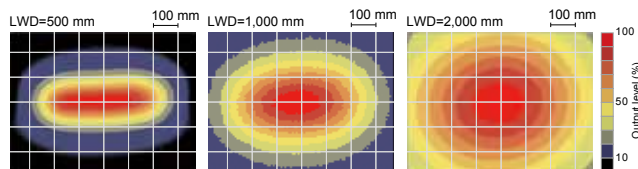
HLDL2-450X45RD-DF-N (Narrow Type)

Relative irradiance graph^{*1}
(LWD Characteristics)^{*2}

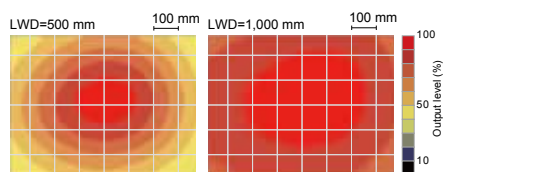
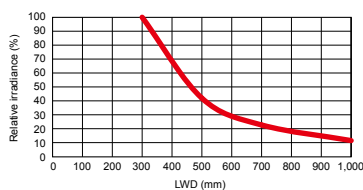
*1: Irradiation strength on the optical axis
*2: Illuminating distance from the Light Unit to the workpiece




Uniformity graph (Relative irradiance)



HLDL2-450X45RD-DF-W (Wide Type)



HLDL2 series



Refer to our website for product details.

CCS HLDL2

Search



You can also use your smartphone or cell phone.

Use a search engine.

Lineup * End of the model name: -N: Narrow type, -W: Wide type

Model name	LED color	Power consumption	Peak wavelength/ correlated color temperature	Connector	Recommended Control Units	Weight								
HLDL2-150X45RD-DF-N	Red	24 V / 14 W	640 nm	SM Connector	<div style="border: 1px solid black; padding: 2px;">PD3</div> <div style="border: 1px solid black; padding: 2px;">PSB</div>	390 g								
HLDL2-150X45RD-DF-W						300 g								
HLDL2-150X45SW-DF-N	White	24 V / 16 W	5,600 K			SM Connector	<div style="border: 1px solid black; padding: 2px;">PD3</div> <div style="border: 1px solid black; padding: 2px;">PSB</div>	390 g						
HLDL2-150X45SW-DF-W								300 g						
HLDL2-150X45IR-DF-N	Infrared	24 V / 12 W	860 nm					SM Connector	<div style="border: 1px solid black; padding: 2px;">PD3</div> <div style="border: 1px solid black; padding: 2px;">PSB</div>	390 g				
HLDL2-150X45IR-DF-W										300 g				
HLDL2-300X45RD-DF-N	Red	24 V / 28 W	640 nm							SM Connector	<div style="border: 1px solid black; padding: 2px;">PD3</div> <div style="border: 1px solid black; padding: 2px;">PSB</div>	770 g		
HLDL2-300X45RD-DF-W												590 g		
HLDL2-300X45SW-DF-N	White	24 V / 31 W	5,600 K									SM Connector	<div style="border: 1px solid black; padding: 2px;">PD3</div>	770 g
HLDL2-300X45SW-DF-W														590 g
HLDL2-300X45IR-DF-N	Infrared	24 V / 24 W	860 nm	SM Connector	<div style="border: 1px solid black; padding: 2px;">PD3</div> <div style="border: 1px solid black; padding: 2px;">PSB</div>									770 g
HLDL2-300X45IR-DF-W														590 g
HLDL2-450X45RD-DF-N	Red	24 V / 42 W	640 nm			SM Connector	<div style="border: 1px solid black; padding: 2px;">PD3</div>							1,160 g
HLDL2-450X45RD-DF-W														880 g
HLDL2-450X45SW-DF-N	White	24 V / 46 W	5,600 K					SM Connector	<div style="border: 1px solid black; padding: 2px;">PD3</div>					1,160 g
HLDL2-450X45SW-DF-W														880 g
HLDL2-450X45IR-DF-N	Infrared	24 V / 36 W	860 nm							SM Connector	<div style="border: 1px solid black; padding: 2px;">PD3</div>			1,160 g
HLDL2-450X45IR-DF-W														880 g
HLDL2-600X45RD-DF-N	Red	24 V / 56 W	640 nm									EL Connector	<div style="border: 1px solid black; padding: 2px;">PD3</div> <div style="border: 1px solid black; padding: 2px;">PSB3-30024</div>	1,540 g
HLDL2-600X45RD-DF-W														1,170 g
HLDL2-600X45SW-DF-N	White	24 V / 61 W	5,600 K	EL Connector	<div style="border: 1px solid black; padding: 2px;">PD3</div> <div style="border: 1px solid black; padding: 2px;">PSB3-30024</div>									1,540 g
HLDL2-600X45SW-DF-W														1,170 g
HLDL2-600X45IR-DF-N	Infrared	24 V / 48 W	860 nm			EL Connector	<div style="border: 1px solid black; padding: 2px;">PD3</div> <div style="border: 1px solid black; padding: 2px;">PSB3-30024</div>							1,540 g
HLDL2-600X45IR-DF-W														1,170 g
HLDL2-750X45RD-DF-N	Red	24 V / 70 W	640 nm					EL Connector	<div style="border: 1px solid black; padding: 2px;">PD3</div> <div style="border: 1px solid black; padding: 2px;">PSB3-30024</div>					1,930 g
HLDL2-750X45RD-DF-W														1,460 g
HLDL2-750X45SW-DF-N	White	24 V / 76 W	5,600 K							EL Connector	<div style="border: 1px solid black; padding: 2px;">PD3</div> <div style="border: 1px solid black; padding: 2px;">PSB3-30024</div>			1,930 g
HLDL2-750X45SW-DF-W														1,460 g
HLDL2-750X45IR-DF-N	Infrared	24 V / 60 W	860 nm									EL Connector	<div style="border: 1px solid black; padding: 2px;">PD3</div> <div style="border: 1px solid black; padding: 2px;">PSB3-30024</div>	1,930 g
HLDL2-750X45IR-DF-W														1,460 g
HLDL2-900X45RD-DF-N	Red	24 V / 84 W	640 nm	EL Connector	<div style="border: 1px solid black; padding: 2px;">PD3</div> <div style="border: 1px solid black; padding: 2px;">PSB3-30024</div>									2,310 g
HLDL2-900X45RD-DF-W														1,750 g
HLDL2-900X45SW-DF-N	White	24 V / 91 W	5,600 K			EL Connector	<div style="border: 1px solid black; padding: 2px;">PD3</div> <div style="border: 1px solid black; padding: 2px;">PSB3-30024</div>							2,310 g
HLDL2-900X45SW-DF-W														1,750 g
HLDL2-900X45IR-DF-N	Infrared	24 V / 72 W	860 nm					EL Connector	<div style="border: 1px solid black; padding: 2px;">PD3</div> <div style="border: 1px solid black; padding: 2px;">PSB3-30024</div>					2,310 g
HLDL2-900X45IR-DF-W														1,750 g
HLDL2-1050X45RD-DF-N	Red	24 V / 98 W	640 nm							EL Connector	<div style="border: 1px solid black; padding: 2px;">PSB3-30024</div>			2,700 g
HLDL2-1050X45RD-DF-W														2,040 g
HLDL2-1050X45SW-DF-N	White	24 V / 106 W	5,600 K									EL Connector	<div style="border: 1px solid black; padding: 2px;">PSB3-30024</div>	2,700 g
HLDL2-1050X45SW-DF-W														2,040 g
HLDL2-1050X45IR-DF-N	Infrared	24 V / 84 W	860 nm	EL Connector	<div style="border: 1px solid black; padding: 2px;">PD3</div> <div style="border: 1px solid black; padding: 2px;">PSB3-30024</div>									2,700 g
HLDL2-1050X45IR-DF-W														2,040 g
HLDL2-1200X45RD-DF-N	Red	24 V / 111 W	640 nm			EL Connector	<div style="border: 1px solid black; padding: 2px;">PSB3-30024</div>							3,080 g
HLDL2-1200X45RD-DF-W														2,330 g
HLDL2-1200X45SW-DF-N	White	24 V / 121 W	5,600 K					EL Connector	<div style="border: 1px solid black; padding: 2px;">PSB3-30024</div>					3,080 g
HLDL2-1200X45SW-DF-W														2,330 g
HLDL2-1200X45IR-DF-N	Infrared	24 V / 96 W	860 nm							EL Connector	<div style="border: 1px solid black; padding: 2px;">PSB3-30024</div>			3,080 g
HLDL2-1200X45IR-DF-W														2,330 g

* Please inquire if you would like to use in combination with a Strobe Control Unit (overdrive type).

Extension Cables ▶ P.222

Control Unit Selection Guide ▶ P.181

Control Unit Page ▶ P.185

We have various materials.

PDF Drawings

DXF Drawings

3D CAD

Instruction Guides

Product Filers

Imaging Samples

Data Sheets

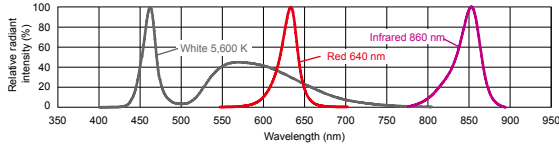
Examples of Custom Ordered Products

Download here.

<http://www.ccs-grp.com/dl/>

Common specifications

Light spectrum



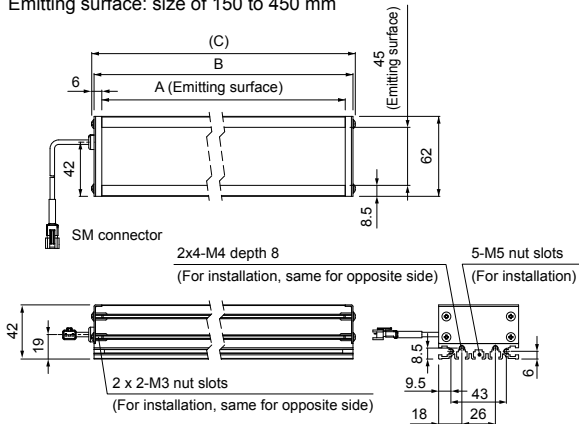
If using a sharp-cut filter,
please use the R60 (option).
For details about the sharp-cut filter,
refer to P.215.

Be sure to read the "Instruction Guide" included with the product before use and observe cautionary information.
The data included is for reference only and does not guarantee the quality of this product.

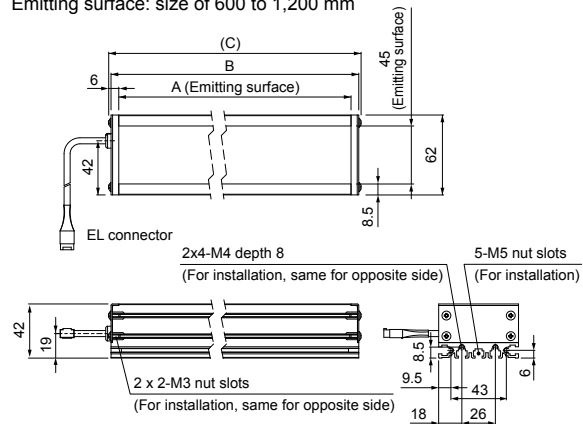
Dimensions (mm)

Narrow Type

Emitting surface: size of 150 to 450 mm

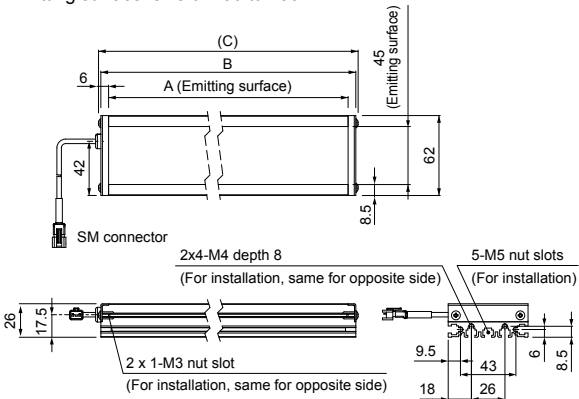


Emitting surface: size of 600 to 1,200 mm

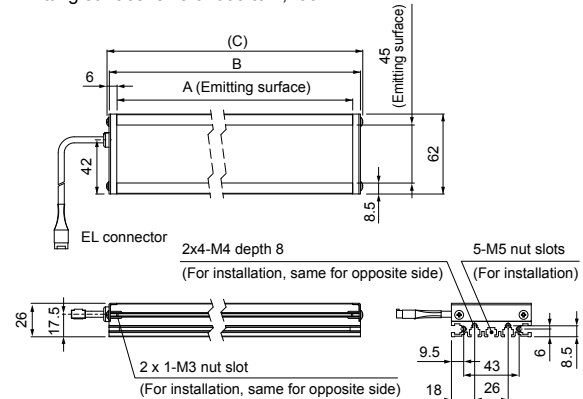


Wide Type

Emitting surface: size of 150 to 450 mm



Emitting surface: size of 600 to 1,200 mm



Model name (Narrow Type)	A	B	C	Model name (Wide Type)	A	B	C
HLDL2-150X45RD-DF-N / SW-DF-N / IR-DF-N	150	162	165.6	HLDL2-150X45RD-DF-W / SW-DF-W / IR-DF-W	150	162	165.6
HLDL2-300X45RD-DF-N / SW-DF-N / IR-DF-N	300	312	315.6	HLDL2-300X45RD-DF-W / SW-DF-W / IR-DF-W	300	312	315.6
HLDL2-450X45RD-DF-N / SW-DF-N / IR-DF-N	450	462	465.6	HLDL2-450X45RD-DF-W / SW-DF-W / IR-DF-W	450	462	465.6
HLDL2-600X45RD-DF-N / SW-DF-N / IR-DF-N	600	612	615.6	HLDL2-600X45RD-DF-W / SW-DF-W / IR-DF-W	600	612	615.6
HLDL2-750X45RD-DF-N / SW-DF-N / IR-DF-N	750	762	765.6	HLDL2-750X45RD-DF-W / SW-DF-W / IR-DF-W	750	762	765.6
HLDL2-900X45RD-DF-N / SW-DF-N / IR-DF-N	900	912	915.6	HLDL2-900X45RD-DF-W / SW-DF-W / IR-DF-W	900	912	915.6
HLDL2-1050X45RD-DF-N / SW-DF-N / IR-DF-N	1,050	1,062	1,065.6	HLDL2-1050X45RD-DF-W / SW-DF-W / IR-DF-W	1,050	1,062	1,065.6
HLDL2-1200X45RD-DF-N / SW-DF-N / IR-DF-N	1,200	1,212	1,215.6	HLDL2-1200X45RD-DF-W / SW-DF-W / IR-DF-W	1,200	1,212	1,215.6

You can change the connectors of the Light Unit cable. Choose between M12 connectors and flying leads. Refer to P.125 for details.

You can inquire using
our website.

Requests for
Light Unit
Selection

Requests for
Loan
Products

Requests for
Estimates

Requests for
a Catalog

Product
Inquiries

Other
Inquiries

Inquire on our website here.
<http://www.ccs-grp.com/contact/>

Direct Lighting	LDR2
	LDR2-LA
	LDR-LA1
	SQR
Convergent Lighting	SQR-TP
	HLDR-IP
Diffused Lighting	HPR2
	HPR
	LFR
	LKR
	FPR
Direct Lighting	FPQ2
	LDL2
Diffused Lighting	LDLB
	HLDL2
	TH
	LFL
	HPD2
	HPD
	LDM2
	LAV
	PDM
	LFX2
LFV3	
Calibrated Lighting	LFV2
	MSU
Ultraviolet Lighting	MFU
	UV2
Infrared Lighting	UV
	LNSP-UV-FN
Spot Lighting, Etc.	IR2
	HLV2
	LV
	LSP
	HFS/HFR
	HLV2-NR
	HLV2-3M-RGB-3W
Convergent Lighting	PFB2
	PFBR
	LNSP
	CU-LNSP
Diffused Lighting	LNSP-FN
	LN/LN-HK
	LNSD
	LND2
	HLND
	LT
Oblique Angled Lighting	LN/HLDN
	LNIS
Lenses	LNIS-FN
	Telecentric Lens
Macro Lens	