



# High Power Flood Light

Model#: MB-FLD406



- High Power Flood Light
- Ruggedized Design
- Patent-pending LED thermal management for stable performance
- Ideal for motion/sports analysis and large area or long range illumination.
- Strobe & dimming options
- ULC-2 (Universal LED Controller) compatible versions available
- Mounting: 4 slots for mounting

## Specifications:

Current Consumption	1.4A DC; 3A Strobe
Housing	Aluminium
Finish	Black Anodized
Intensity Uniformity	+/-5%
Weight	2.5lbs
Operating Temperature	120° F Max
Compliance	CE/RoHS
Lifetime Hours	75,000 Hours
Illuminance	57,700lux

## Active Area

2.88in x 6.78in  
73mm x 172.1mm

## Dimensions

2.82in x 8.28in x 3.75in  
71.62mm x 210.2 mm x 71.5mm

## Contact us:

Contact your Metaphase Technologies Representative for options including: Diffuser Choice, Polarizer & Light Control Film, Specific Intensity & Uniformity, & Wavelength.

## ORDERING INFORMATION:

• M B - F L D 4 0 6 -  - 2 4 -

**W** White 6000k  
**R** Red 630nm  
**G** Green 530nm  
**B** Blue 455 nm  
**IRN** Infrared 850nm  
**IRL** Infrared 880nm  
**UVS** UltraViolet 365nm  
**UVL** UltraViolet 395nm  
**RGB** 625 nm/530 nm/470 nm

**\*BLANK** 10 ft. Flying Leads  
**T** M12 Quick Disconnect  
**ILD** In Line Dimmer  
**ILS** In Line Strobe (customer provide trigger info)

# High Power Flood Light

Model#: MB-FLD406

## WIRING CONFIGURATIONS - Flying Leads (DC & Strobe Models)

DC Wiring (Flying Leads)	
Flying Leads	Function
RED	+24VDC
BLACK	Ground (24VDC)
WHITE	0-10V Dimming
GREEN	Ground for 0-10V

Strobe Wiring (Flying Leads)	
Flying Leads	Function
RED	+24VDC Input
BLACK	Ground
WHITE	Rising Edge Trigger
BLUE	Falling Edge Trigger
GREEN	Trigger Ground

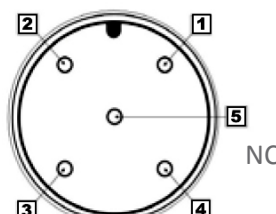
Note: Connect 0-10VDC wire to +24VDC when NOT using dimming.

## ALTERNATE WIRING CONFIGURATION - M12 (DC & Strobe Models)

DC M12 Wiring		
PIN #	COLOR	Function
1	BROWN	+24VDC
2	WHITE	0-10VDC Dimming Intensity Control
3	BLUE	24V Ground
4	BLACK	0-10V Ground

Strobe M12 Wiring		
PIN #	COLOR	Function
1	BROWN	+24VDC
2	WHITE	Falling Edge Trigger
3	BLUE	24V Ground
4	BLACK	Trigger Ground
5	Gray	Rising Edge Trigger

Note: Connect 0-10VDC wire to +24VDC when NOT using dimming.




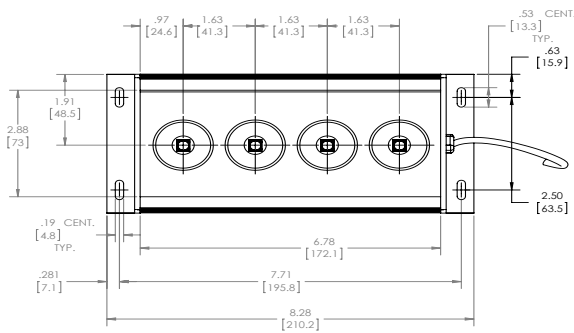


# High Power Flood Light

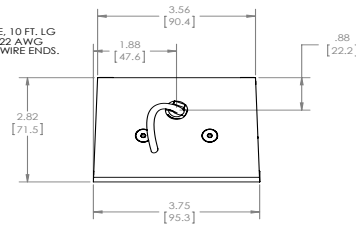
Model#: MB-FLD406

## Drawing/Diagram

REVISIONS				
ZONE	REV.	DESCRIPTION	DATE	APPROVED



ELECTRICAL CABLE, 10 FT. LG  
(4) CONDUCTOR, 22 AWG  
WITH FLYING LEADWIRE ENDS.



<p><b>PROPRIETARY AND CONFIDENTIAL</b> THIS DRAWING IS THE PROPERTY OF METAPHASE TECHNOLOGIES, INC. AND IS NOT TO BE REPRODUCED OR TRANSMITTED IN ANY FORM OR BY ANY MEANS, ELECTRONIC OR MECHANICAL, WITHOUT THE WRITTEN PERMISSION OF METAPHASE TECHNOLOGIES, INC.</p>	<p>UNLESS OTHERWISE SPECIFIED: DIMENSIONS ARE IN INCHES TOLERANCES: FRACTIONS DECIMALS HOLE POSITION DECIMALS HOLE PLACES DECIMALS HOLE DIA. HOLE DIA. HOLE DIA. HOLE DIA.</p>	<p>NAME: KW DATE: 12/2/2011</p>	<p>METAPHASE TECHNOLOGIES, INC. TITLE: FLOOD LIGHT, HIGH POWER</p>
	<p>DESIGNED BY: KW CHECKED BY: KW DRAWN BY: KW DATE: 12/2/2011</p>	<p>ISSUED BY: KW DATE: 12/2/2011</p>	<p>SCALE: 1:2 WEIGHT: 1</p>