



High Power Flood Light

Model#: MB-FLD406



- High Power Flood Light
- Ruggedized Design
- Patent-pending LED thermal management for stable performance
- Ideal for motion/sports analysis and large area or long range illumination.
- Strobe & dimming options
- ULC-2 (Universal LED Controller) compatible versions available
- Mounting: 4 slots for mounting

Specifications:

Current Consumption	1.4A DC; 3A Strobe
Housing	Aluminium
Finish	Black Anodized
Intensity Uniformity	+/-5%
Weight	2.5lbs
Operating Temperature	120° F Max
Compliance	CE/RoHS
Lifetime Hours	75,000 Hours
Illuminance	57,700lux

Active Area

2.88in x 6.78in
73mm x 172.1mm

Dimensions

2.82in x 8.28in x 3.75in
71.62mm x 210.2 mm x 71.5mm

Contact us:

Contact your Metaphase Technologies Representative for options including: Diffuser Choice, Polarizer & Light Control Film, Specific Intensity & Uniformity, & Wavelength.

ORDERING INFORMATION:

• M B - F L D 4 0 6 - - 2 4 -

W White 6000k
R Red 630nm
G Green 530nm
B Blue 455 nm
IRN Infrared 850nm
IRL Infrared 880nm
UVS UltraViolet 365nm
UVL UltraViolet 395nm
RGB 625 nm/530 nm/470 nm

***BLANK** 10 ft. Flying Leads
T M12 Quick Disconnect
ILD In Line Dimmer
ILS In Line Strobe (customer provide trigger info)

High Power Flood Light

Model#: MB-FLD406

WIRING CONFIGURATIONS - Flying Leads (DC & Strobe Models)

DC Wiring (Flying Leads)	
Flying Leads	Function
RED	+24VDC
BLACK	Ground (24VDC)
WHITE	0-10V Dimming
GREEN	Ground for 0-10V

Strobe Wiring (Flying Leads)	
Flying Leads	Function
RED	+24VDC Input
BLACK	Ground
WHITE	Rising Edge Trigger
BLUE	Falling Edge Trigger
GREEN	Trigger Ground

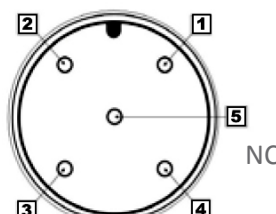
Note: Connect 0-10VDC wire to +24VDC when NOT using dimming.

ALTERNATE WIRING CONFIGURATION - M12 (DC & Strobe Models)

DC M12 Wiring		
PIN #	COLOR	Function
1	BROWN	+24VDC
2	WHITE	0-10VDC Dimming Intensity Control
3	BLUE	24V Ground
4	BLACK	0-10V Ground

Strobe M12 Wiring		
PIN #	COLOR	Function
1	BROWN	+24VDC
2	WHITE	Falling Edge Trigger
3	BLUE	24V Ground
4	BLACK	Trigger Ground
5	Gray	Rising Edge Trigger

Note: Connect 0-10VDC wire to +24VDC when NOT using dimming.




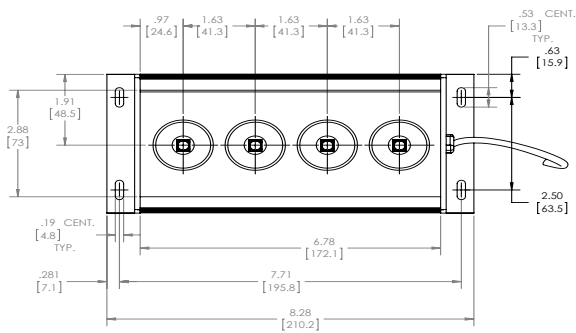
High Power Flood Light

Model#: MB-FLD406

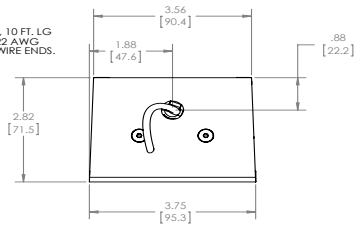


Drawing/Diagram

REVISIONS				
ZONE	REV.	DESCRIPTION	DATE	APPROVED



ELECTRICAL CABLE, 10 FT. LG
(4) CONDUCTOR, 22 AWG
WITH FLYING LEADWIRE ENDS.



UNLESS OTHERWISE SPECIFIED:		NAME	DATE	METAPHASE TECHNOLOGIES, INC.
ENGINEERING: ASH IN INCHES TO 3 DECIMALS	DRAWN: KW	12/2/2011		
DESIGN: ASH	CHECKED:			TITLE:
MANUFACTURING: ASH	ENG. APPROV:			FLOOD LIGHT, HIGH POWER
FIELD SERVICE: ASH	MFG APPROV:			SIZE: TOWO - MO.
QUALITY CONTROL: ASH	DATE:			C FLD406
REVISIONS:	COMMENTS:			SCALE: 1:2
REV:				WEIGHT: 1
NEXT ASSEMBLY:	USED ON:			SHEET 1 OF 1
APPLICATION:	DO NOT SCALE DRAWING			