

Options

Light Control (LC) Film

Refer to our website for product details.

CCS LC film

Search




You can also use your smartphone or cell phone.

Use a search engine.



For the Flat Lights TH series



For the Coaxial Lights Lfv3 series

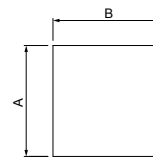
For the Flat Lights TH series

The parallelism of light is improved to reduce light diffraction for performing external inspection of workpieces, and provide sharp imaging of profiles.

Model name	Applicable Light Unit (Common for all colors)	Dimensions		
		A	B	Thickness
LC-TH-27X27-HO	TH-27X27	39	29	0.85
LC-TH-27X27-VE				
LC-TH-43X35-HO	TH-43X35	47	45	
LC-TH-43X35-VE				
LC-TH-51X51-HO	TH-51X51	63	53	
LC-TH-51X51-VE				
LC-TH-63X60-HO	TH-63X60	72	75	
LC-TH-63X60-VE				
LC-TH-83X75-HO	TH-83X75	87	95	
LC-TH-83X75-VE				
LC-TH-100X100-HO	TH-100X100	112	112	
LC-TH-100X100-VE				

Model name	Applicable Light Unit (Common for all colors)	Dimensions		
		A	B	Thickness
LC-TH-140X105-HO	TH-140X105	117	152	0.85
LC-TH-140X105-VE				
LC-TH-160X120-HO	TH-160X120	132	172	
LC-TH-160X120-VE				
LC-TH-200X150-HO	TH-200X150	162	212	
LC-TH-200X150-VE				
LC-TH-211X200-HO	TH-211X200	212	223	
LC-TH-211X200-VE				
LC-TH-224X170-HO	TH-224X170	182	236	
LC-TH-224X170-VE				

● Dimensions (mm)



The Flat Lights TH series offers a selection of long or short louver directions.

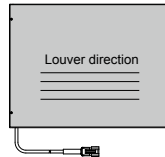
Model names ending with HO:

The direction of louvers is horizontal when attaching with the cable outlet facing downwards as shown in the drawing.

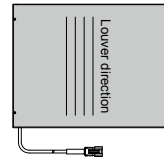
Model names ending with VE:

The direction of louvers is vertical when attaching with the cable outlet facing downwards as shown in the drawing.

For HO



For VE

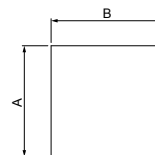


For the Flat Lights LFL series

The parallelism of light is improved to reduce light diffraction for performing external inspection of workpieces, and provide sharp imaging of profiles.

Model name	Applicable Light Unit (Common for all colors)	Dimensions		
		A	B	Thickness
LC-LFL-100	LFL-100	120	132	0.85
LC-LFL-180	LFL-180	176.8	213.8	
LC-LFL-200	LFL-200	222	234	

● Dimensions (mm)



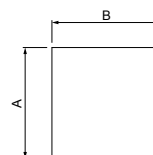
For the Coaxial Lights Lfv3/Lfv2 series

The parallelism of light is improved and the particularities of a workpiece can be effectively imaged.

Model name	Applicable Light Unit (Common for all colors)	Dimensions		
		A	B	Thickness
LC-Lfv3-35	Lfv3-35	34	42	0.85
LC-Lfv3-50	Lfv3-50	52	56	
LC-Lfv3-50X100	Lfv3-50X100	52	106	
LC-Lfv3-70	Lfv3-70	73	80	
LC-Lfv3-100	Lfv3-100	100	106	
LC-Lfv3-130	Lfv3-130	130	138	
LC-Lfv3-200	Lfv3-200	202	222	

Model name	Applicable Light Unit (Common for all colors)	Dimensions		
		A	B	Thickness
LC-Lfv2-35	Lfv2-35	34	40	0.85
LC-Lfv2-50	Lfv2-50	52	54	
LC-Lfv2-70	Lfv2-70	73	78	
LC-Lfv2-100	Lfv2-100	100	104	
LC-Lfv2-130	Lfv2-130	130	136	
LC-Lfv2-200	Lfv2-200	202	222	

● Dimensions (mm)



Example of usage

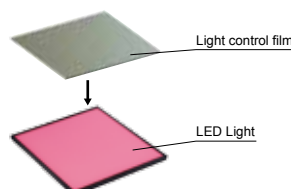
External imaging of a metal rod



No light control film Using light control film

Example installation

Example: Attachment of the Flat Lights TH series



Caution LC film is a consumable. Heat may cause deformation or discoloring depending on the use environment. Make sure that countermeasures against overheating are implemented and that the temperature does not exceed the operating limit.